

Patterns and Outcomes of Failing Grades at Southeast Community College

January 15, 2018 | As of data pulled on 12/22/2017 at 8:30am.

As part of the Open Pathways option for accreditation

Similarly, SCC students were classified into one of three groups based on their declared major. When looking at student group (Figure 4), undeclared students received the highest proportion of failing grades (20.0% of grades received), whereas career/technical students received the lowest (8.3%).

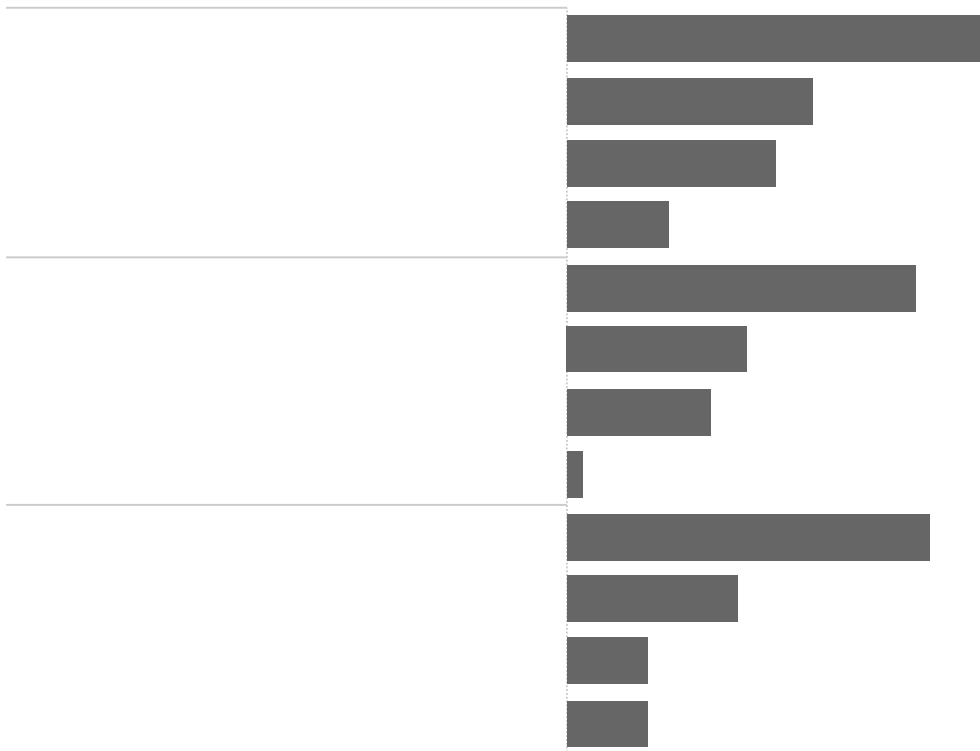
Figure 4



Figure 5 shows the failure rates of the three student groups for each of the three course groups. This interaction revealed that:

- x Regardless of the type of course taken, undeclared students had the highest failure rates.
- x Regardless of the student group, the highest proportion of failing grades were in developmental courses.

Figure 5



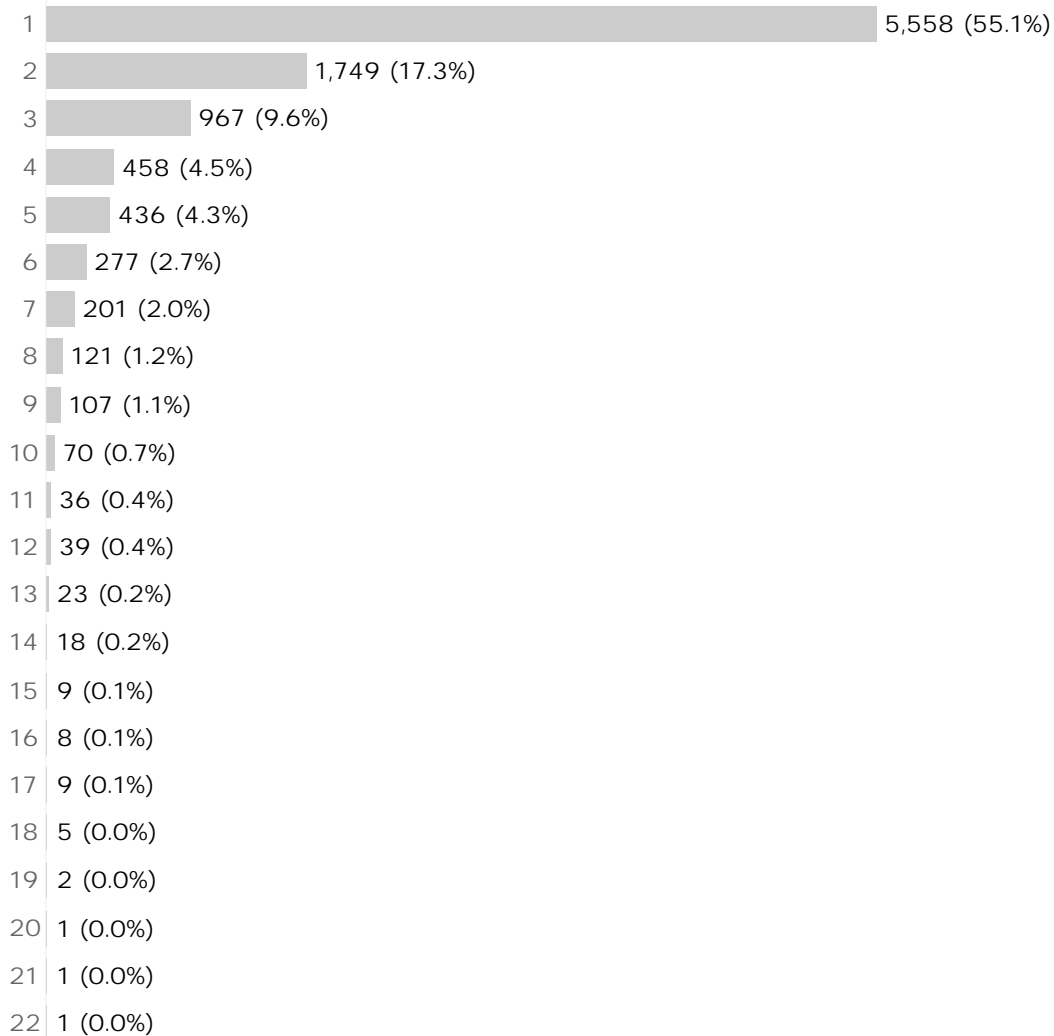
When

When are students most likely to receive their first 'F'?

Similar to the previous section, students have the highest risk of receiving their first 'F' during their first three to four terms of attendance. Of the 21,599 students in the study, 10,096 (46.7%) received at least one failing grade. Of the students who received at least one 'F', more than half (55.8%, $n=5,558$) receiving that first failing grade in the first term they attended SCG and nearly three fourths (72.4%) receiving their first 'F' in the first two quarters of attendance.

Figure 7

Term sequence in which students received their first 'F' Number (and percent) of those who received an 'F'



Outcomes when students receive an 'F'

Figure 8 shows the graduation/retention status for students in the term that they receive their first 'F'. As shown, more than half of students are retained after the first term in which they receive an 'F' (52.7%) and approximately one quarter will drop out (23.3%) or transfer out of SCC.

Figure 8

Figure 9 shows the graduation/retention status for all students after the most recent term in which they enrolled based on whether they ever received a failing grade. Students who received an 'F' during their time at SCC were twice as likely to have dropped out in their most recent term compared to those who never received a failing grade (64.3% and 32.2% respectively) and three times less likely for that term to have resulted in graduation (8.1% and 23.3% respectively).

Figure 9

As shown in Figure 10, students who received a failing grade during their time at SCC are much less likely to complete their program of study and earn a degree from SCC. Among students who received an 'F', only 8.8% went on to complete an associate degree and an additional 1.7% completed a certificate or diploma. This compares to 24.7% and 5.6% of students who did not receive an 'F'. Please note that students with a went three or that term

Figure10

Outcomes when students receive an 'F' in their first term
As shown in Figure 11, students who failed a course during their

Figure12

Figure13 shows

Figure 14 shows that students who receive a failing grade in their first term are much less likely to earn an award from SCC than those who receive a failing grade later in their college career. Among all students who receive a failing grade, 11.5% will eventually complete an award. Among those who receive a failing grade in their first term, only 4.9% will do so. As noted in the earlier section, students with a starting cohort year of 2016/17 have been excluded from these analyses.

Figure 14

Highest degree completed at SCC based on when students received an 'F'




Figure 15 shows that Career/Technical students who received a failing grade during their first term are more likely to complete their program than are Academic Transfer and Undeclared, though their risk of not completing is still very high.

Figure 15

